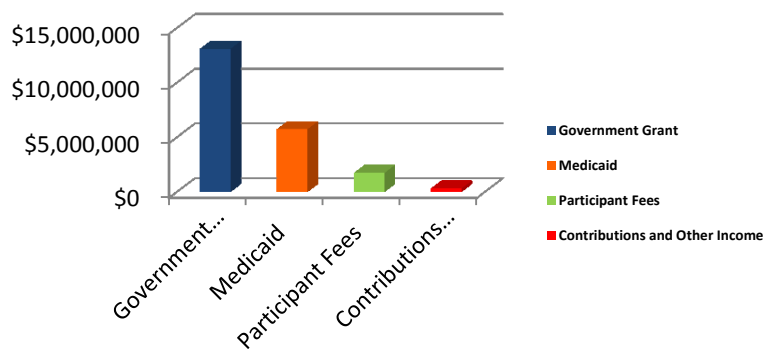


## Unique People Services 2014 Financial Highlights

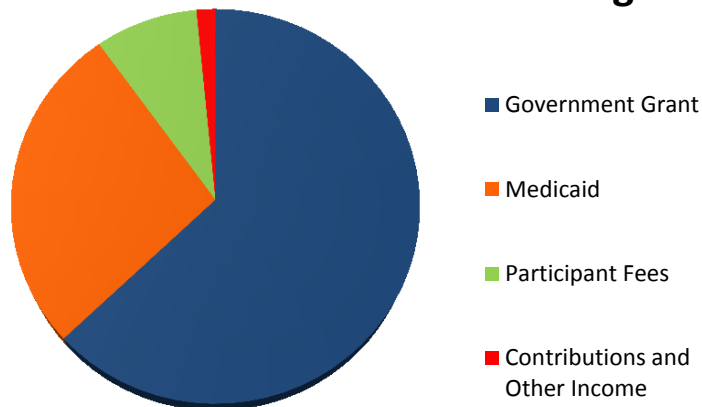
### Revenue

Source	Dollar	Percentage
Government Grant	\$13,104,575	63%
Medicaid	\$5,756,704	27%
Participant Fees	\$1,750,171	8%
Contributions and Other Income	\$320,874	2%
<b>Total Revenue</b>	<b>\$20,932,324</b>	
2014 Revenue Growth	\$860,541	4%

### 2014 Revenue in Dollars



### 2014 Revenue in Percentage



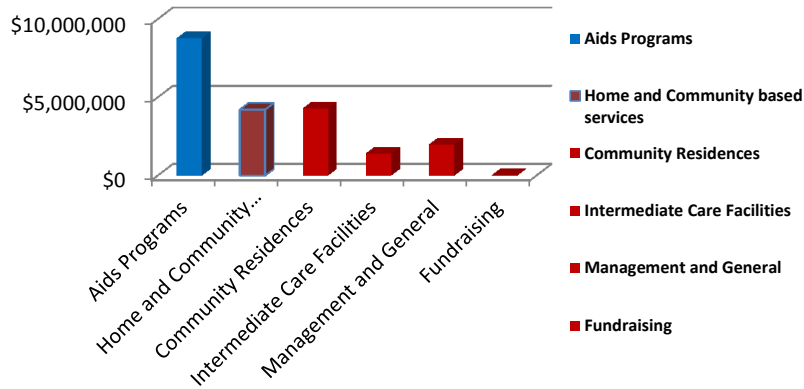


## Unique People Services 2014 Financial Highlights

### Expenses

Programs	Dollar	Percentage
Aids Programs	\$8,771,074	42%
Home and Community based services	\$4,207,049	20%
Community Residences	\$4,296,760	20.5%
Intermediate Care Facilities	\$1,413,929	7%
<b>Total Programmatic Expenses</b>	<b>\$18,688,812</b>	
Other Expenses		
Management and General	\$1,990,629	10%
Fundraising	\$46,130	0.5%
<b>Total Operating Expenses</b>	<b>\$20,725,571</b>	

### 2014 Expenses in Dollars



### 2014 Expenses in Percentage

